



8th Annual

Yale NEA-BPD Conference

Impulsivity, Aggression, and Legal Involvement

Friday, May 4, 2012; 8:30 AM - 4:45 PM

BORDERLINE PERSONALITY DISORDER: IMPULSIVITY, AGGRESSION, & LEGAL INVOLVEMENT

FRIDAY MAY 4, 2012

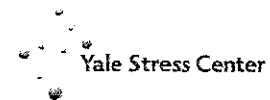
8:30 AM - 4:45 PM

Mary S. Harkness Memorial Auditorium, Sterling Hall of Medicine

333 Cedar Street, New Haven, CT

sponsored by

Yale SCHOOL OF MEDICINE
Department of Psychiatry



co-sponsored by



Brief DBT Skill Training in Forensic Settings


André Ivanoff PhD

DBT Crisis Prevention Skills for Pretrial Detainees: Model, Feasibility & Acceptability

Andre Ivanoff & Duke Terrell
 Phillip Marotta, Gydmer Perez, Donald Nathanson, Shilpa Raman
 Columbia University
 Federal Bureau of Prisons
 Yale Borderline Personality Disorder Conference
 May 4, 2012 New Haven, CT

The Metropolitan Detention Center (MDC) Brooklyn, New York, is the largest Federal Detention Center in the U.S. It currently houses approximately 2,800 male and female inmates

2008
 *Inmates screened = 10,000
 *Inmates processed = 25,000



MDC Brooklyn

Metropolitan Detention Center: Population Overview

- Total Number of Inmates = 2453
 - Race:
 - > 58.1% Caucasian
 - > 37.4% African American
 - > 43.0% Hispanic
 - Average Age:
 - > 37.8 Years
 - Citizenship:
 - > 55.9% US Citizen
- Type of offenses:
 - Drug offense: 51.5%
 - Weapons Explosives Arson: 7.8%
 - Robbery Offense: 3%
 - White Collar Offense: 1.2%
 - Inmates with Hx of Violence: 17.7%
 - Average Sentence: 52.1 Months

Behavioral & Mental Health Issues in Detention

- Increased risk of suicide / higher rates of other suicidal behaviors than across all other correctional settings
- Rates of mental disorder up to 25%
- Screening takes place AFTER admission, rarely at admission
- Diversity of detention population
- Exigencies of prison, confinement

Suicide, other suicidal behaviors & self harm higher than other correctional settings

Mental Health Services in Detention

- Suicide screening, risk assessment, and prevention
- Forensic assessment if necessary
- Crisis intervention
- Assessment for later placement
- Psychotropic medication per formulary

Define, Enhance Reasonable Care in Detention

- Prevent suicide, suicidal behavior
- What is possible in this environment?
 - Brief
 - Managing current distress & symptoms
 - Whether due to ongoing mental disorder or situation / environment-induced vulnerability

Brief Skill-based Interventions in Mental Health

- Emergency room
 - suicidal behavior,
 - drug & alcohol use

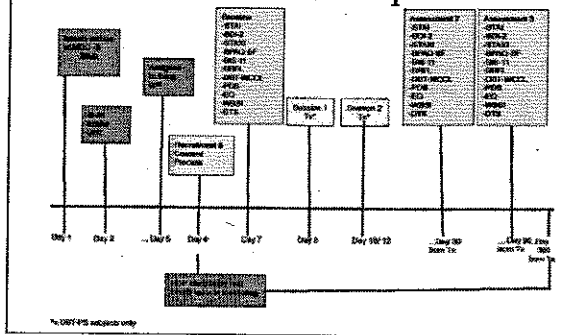
DBT Interventions

- Heavy college drinkers
- Suicidal individuals never in treatment

MDC Crisis Skills Pilot Program

- Purpose: To examine feasibility of 2 session individually tailored skills trng for "vulnerable" detainees
- Goal: To Reduce Incidents of Mental Health Distress and Violence

Project Timeline for Individual Participants



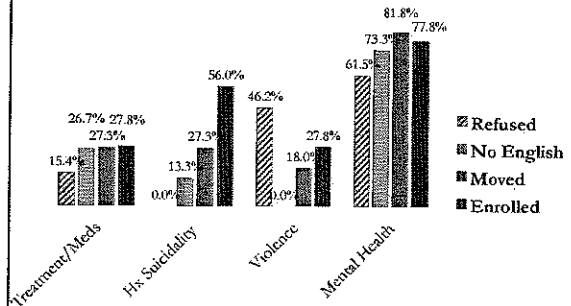
DBT Skills Selected

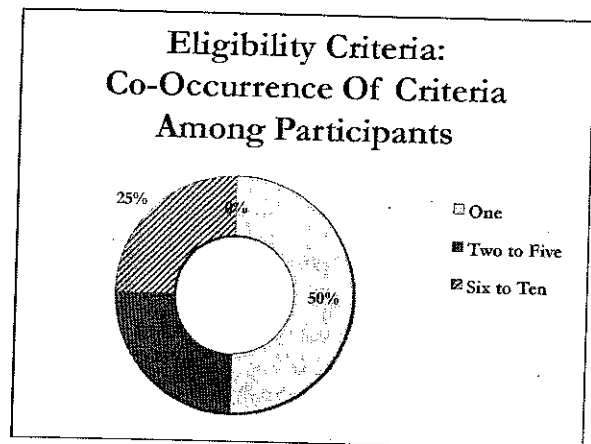

- Mindfulness
- Mindfulness to Current Emotion
- Opposite Action
- TIPP
- Improve (the moment)
- Distract

Feasibility (Rounsaville, Carroll, & Onken, 2001)

- Subject Characteristics
- Treatment Retention
- Treatment Acceptability
- Adherence

Eligible Subjects Inclusion Criteria



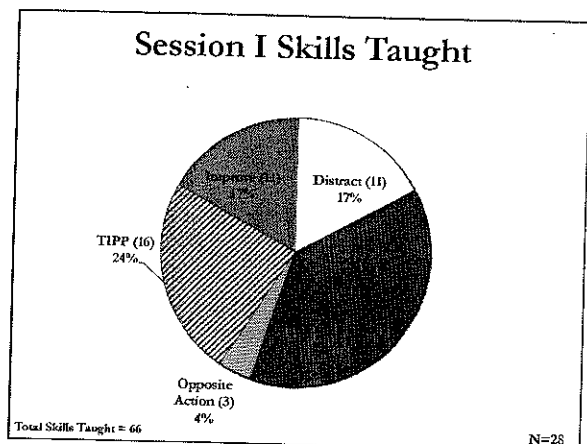


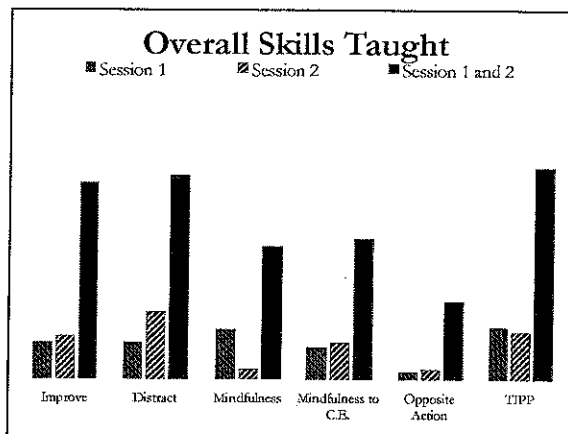
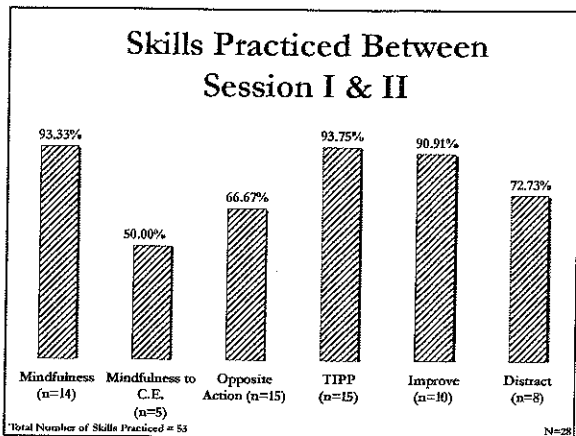
- ### Subject Characteristics
- Average Age: 35 (18-57)
 - Race:
 - Black 54%
 - Hispanic 21%
 - Caucasian 21%
 - Asian 4%
 - Number of children : 2.1
 - Years of School Completed : 11.9 years (6-18)
 - Lifetime months spent in prison : 38.6 months Mode: 1 mo
 - Suicide Ideation: 5

- ### Participant Retention
- Total Lost: 9/35
 - Withdrew = 2
 - 1 After Consent (Lawyer Advice)
 - 1 After Intervention (Dislike Assessment)
 - Moved to another facility = 5
 - Removed due to language barrier = 1
 - Released = 1
 - Race:
 - Black 4
 - Caucasian 3
 - Hispanic 2

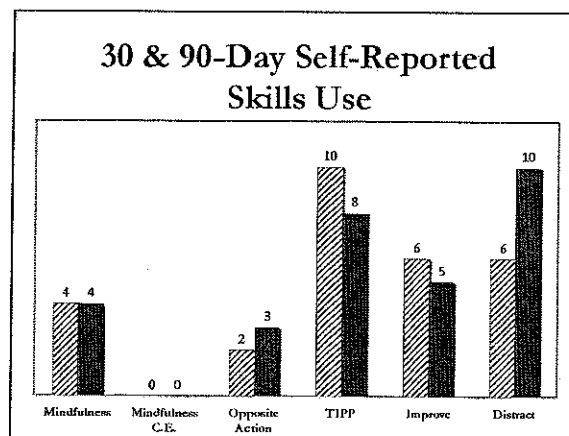
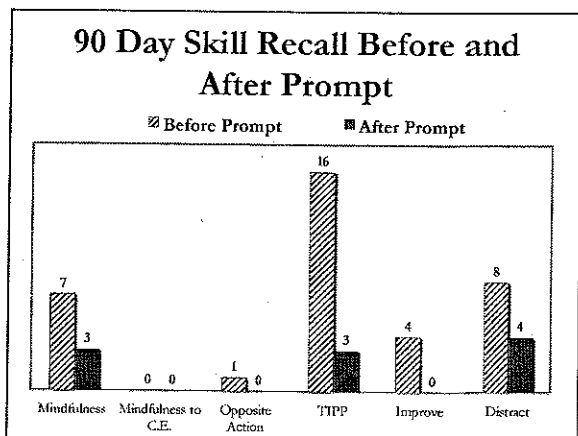
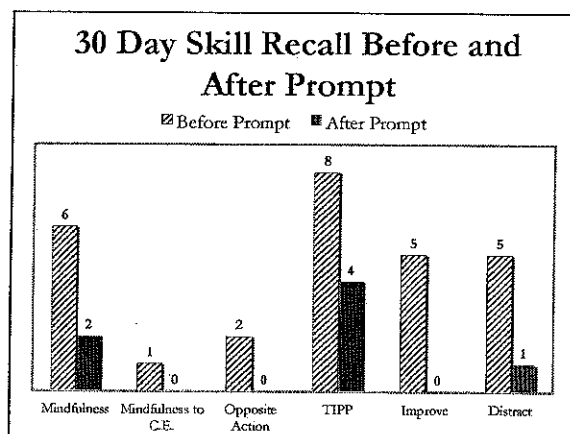
Study Phase Contact Time

	Consent	Pretest	Skills I	Skills II	30 Day Post	90 Day Post
	N=35	N=32	N=28	N=28	N=24	N=12
Mean	17.09	83.78	54.89	50.86	65.75	85.46
Median	15.00	77.50	55.00	50.00	60.00	80.00
Range	3-55	40-180	25-80	30-90	30-135	30-180





Preliminary Outcomes



What Were Skills Used For? All Skills Generally

- Family Stress
- Homesickness
- Aversive Conditions
- Inmate Conflict
- Coping With Daily Life While Incarcerated

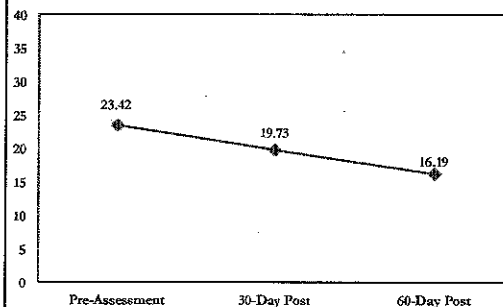
What Were Skills Used For? Specific Skill Use

- Sleep: TIPP
- Relieve Anxiety or Stress: TIPP, Improve
- Anger/Jalousy: Opposite Action
- Comfort/Solace: Improve the Moment
- Pass the Time: Distract, TIPP

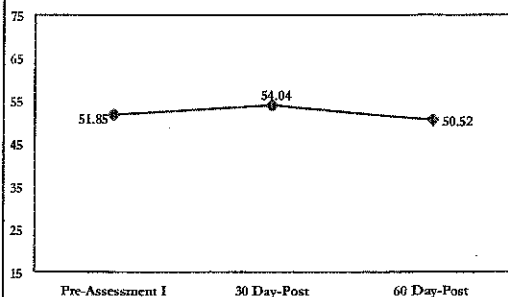
Outcome Measures

Measure	Pre (N=15)	30 (N=20)	60 (N=21)
DBT-WCCL - DCS	2.09	1.96	2.16
DBT-WCCL - DSS	1.68	1.54	1.59
BIS-11	71.03	71.00	70.39
STAXI-State	14.73	14.04	13.9
STAXI-Trait	17.21	16.71	17.66
BRFL	41.15	40.3	40.38
BPAQ	26.9	26.31	28.38
DTS	3.02	2.92	3.22
DTS - Absorption	3.25	2.97	3.45
DTS - Appraisal	3.25	3.17	3.45
DTS - Tolerance	3.05	3.04	3.58
DTS - Regulation	2.54	2.49	2.38

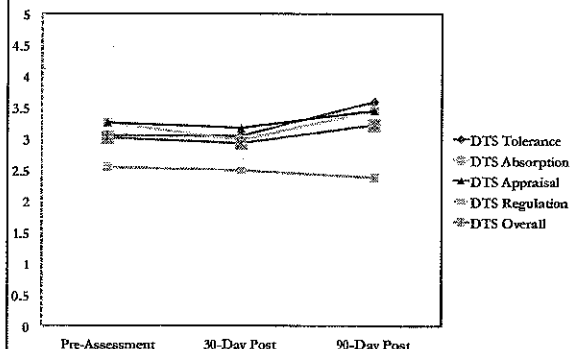
Beck Depression Inventory II (BDI -II)



White Bear Suppression Inventory (WBSI)



Distress Tolerance Scale



Next Steps

- Continue to pilot of 50 completed Ss
- Examine behavioral incidents on Ss & random sample of detainees admitted during same time period
- Examine quantitative measures
- Extension to female inmates with trauma symptoms

Acknowledgements